



Safety Specialist Award

1. Watch a video or movie on Home Safety and discuss what you learned.

One thing I learnt was

.....

.....

2. With your parents, develop a home fire-safety plan. Describe where the household fire extinguisher(s) is/are kept and how to use it/them.

The fire extinguisher in my house is kept in the

.....

And my

.....

Taught me how to use it

- Draw a map of your home below and mark the exits in each room

I made sure my house has smoke.....

And they are all

The meeting place outside is

.....

I talked to my..... about
my emergency fire plan

3. Practice a fire drill at:

- a. Home
- b. School
- c. Church (if possible)

I practised a fire drill at

.....

.....

4. As appropriate for your area, practice the following drills:

- a. Tornado
- b. Earthquake
- c. Flood
- d. Volcano
- e. Lightning and thunder

In my area we are most likely to experience a

.....

And I practised the drill for it.

5. Participate in a safety game.

I played a safety game called

.....







1. Be a "Safety Detective" for one week.

- Fill in the table by writing each day of the week and what you did as a safety detective each day.

DAY	WHAT DID YOU DO

2. Make a safety poster showing dangerous situations and tell or show what you can do about them.
- Colour in the pictures and fill in the blanks

I SHOULD NOT TOUCH:



How to make a Home Fire Escape Plan



The Official Supplier of Fire
Planets by West Union 2012

- Draw a map of your home. Show all doors and windows.
- Visit each room. Find two ways out.
- All windows and doors should open easily. You should be able to use them to get outside.
- Make sure your home has smoke alarms. Push the test button to make sure each alarm is working.
- Pick a meeting place outside. It should be in front of your home. Everyone will meet at the meeting place.
- Make sure your house or building number can be seen from the street.
- Talk about your plan with everyone in your home.
- Learn the emergency phone number for your fire department.
- Practice your home fire drill!
- Make your own home fire escape plan using the grid provided on page 2.



1st FLOOR

2nd FLOOR