



BASILDON | BRAINTREE | BURY ST EDMUND | CAMBRIDGE | CHELMSFORD | COLCHESTER GRAYS | HAVERHILL | HUTTON
| IPSWICH | KINGS LYNN | PETERBOROUGH CENTRAL | PETERBOROUGH PORTUGESE | SOUTHEND



SEC AREA 8 ADVENTURERS



BUSY BEE E-CAMP PACK



During this camp you will receive the following awards! :



Delightful Sabbath



1. Read Exodus 20:8-11, Isaiah 58:13-14, and Isaiah 66:22-23 and answer the following:

a. What day of the week is Sabbath?

Sa.....ur.....ay

b. What is the first word of the 4th Commandment?

Re.....em.....er

c. Whom does the 4th Commandment say created everything?

The Lo.....d

d. Will the Sabbath ever cease to exist? Explain.

I look forward to the sabbath because

.....

.....

.....

2. Decorate a Sabbath box and place items inside that will help make your Sabbaths more enjoyable. Some examples are:

- a. Bible stories books
- b. List of Sabbath activities
- c. Clay or play dough to illustrate Bible stories
- d. Christian activity books
- e. Your ideas

ADD PICTURES OF YOUR BOX!

3. Complete two or more of the following projects that can be added to your Sabbath box:

- a. Start a mini scrapbook or photo album to save special Sabbath pictures and memories in.
- c. Make a Sabbath banner.
- d. Start a Sabbath sermon sketchbook to record notes and small drawings for at least 2 sermons that you attend.
- e. Make a Sabbath door hanger to use as a reminder of Sabbath.
- f. Make a Sabbath/Creation-themed mobile with colourful beads and nature items

I decided to make a

.....

And a


.....

4. Tell a friend some of your favourite things about Sabbath and show your Sabbath box to them.

I told my friend

5. Have a "Welcome Sabbath" get together on Friday night with some friends, Adventurer families, or your own family at home.

- Put a picture of your Welcome Sabbath get together in the frame.



I did my welcome sabbath get together with

..... on



Bible 1 Award

1) Own a Bible

Tick the box for yes

2) Explain how to show respect for the Bible and how to care for it.

A large, empty rectangular area with a dashed blue border, intended for writing an explanation of how to show respect for the Bible and how to care for it.

3) Name the first and last books of the Bible and tell who wrote them.

A large, empty rectangular area with a dashed blue border, intended for writing the names of the first and last books of the Bible and the authors.

4) Tell or act out the following stories:

- a. Creation
- b. The first sin
- c. Jesus cares for me today
- d. Jesus comes again
- e. Heaven

I told/acted out these stories to

.....

And

.....

.....

5) Locate, read and discuss three of the following Bible verses about Jesus' love for you:

- a. John 3:16
- b. Psalms 91:11
- c. John 14:3
- d. Psalms 23:1
- e. Your choice

Memorize and repeat two of them.

For God so loved the world that he gave his one and only Son, that whoever believes in him shall not perish but have eternal life.

-John 3:16

For he will command his angels concerning you to guard you in all your ways

-Psalms 91:11

And if I go and prepare a place for you, I will come back and take you to be with me that you also may be where I am.

-John 14:3

The Lord is my shepherd, I lack nothing

-Psalms 23:1

6) Make masks to illustrate a Bible story or parable.

OR

Create a Bible story in a sandbox or with felts.

- Tell a story about Queen Esther or the Pharaoh





Fishes Award



1. Find three of the "fish stories" in the Bible.

- a. Loaves and fishes (Mark 6:34-44 and Matthew 14:13-21).
- b. Father knows best (Luke 11:11-13).
- c. Jonah (Jonah 1-2).
- d. Breakfast with Jesus (John 21:8-113).
- e. Fishers of men (Matthew 4:18-22).

I found three stories



.....



.....



.....

2. Learn how fish served an important part in providing food for the pilgrims.

This is what I learnt



.....




.....



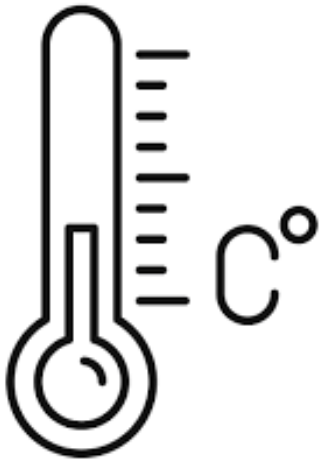
.....

3. Learn how to care for a pet fish.

- Draw lines to match the pictures to the words



CHECK THE TEMPERATURE OF
THE WATER



CLEAN THE FISH TANK



FEED THE FISH

4. Learn about 2 fish that live in a lake or ocean that is closest to you and how to protect them.

Some of my local fishes are....

I can protect them by....

NOT THROWING RUBBISH IN LAKES
-Colour in the sign








5. Play a fish game or complete a fish craft.

- Decorate your dream fish tank with the cut outs below

MY DREAM FISH TANK

Colour, cut and stick the fishes and underwater plants into your dream fish tank!



Home Helper Award



1. Assist with two of the following chores:
 - a. Laundry
 - b. Preparing a meal
 - c. Washing the car
 - d. Grocery shopping

I helped with


.....

and

.....

2. Set the table and help do the dishes four times in one week.




- If possible take a picture for your folder
- Colour in the correct table layout.



3. Make your bed and help to clean your room for three weeks.

I made my..... and helped clean
my for weeks

- Colour a star at the end of each week you helped clean and write the date

	DATE
	
	
	

4. Demonstrate your ability to do two of the following:

- If possible take a picture for your folder

a. Vacuum the carpet or beat a rug

b. Dust furniture

c. Sweep or mop

I LEARNT TO

.....

AND


.....

5. Be responsible for emptying the wastebaskets or trash container for one week. Separate all recyclable materials.

I was responsible for

.....

6. Discuss the following and learn to:
- If possible take a picture for your folder
 - a. Dust window sills
 - Circle the window sill:



What will you use to dust the window sills?

.....

- b. Remove spider webs

- Cross out the wrong way to remove spider webs.



BROOM



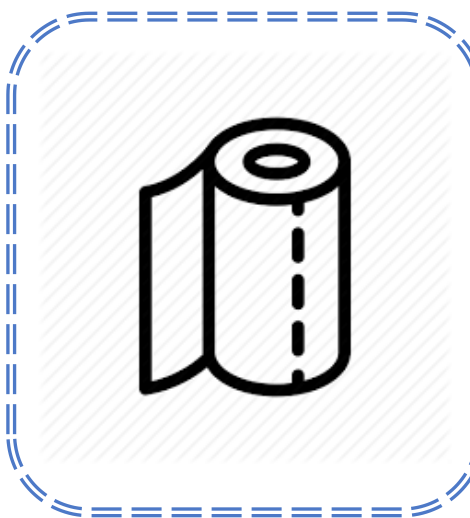
HAND



DUSTER

c. Wash windows

-Fill in the blanks






S _____ O _____ GE

PAPER
TOWEL

C _____ OT _____

d. Separate all recyclable materials

- What colour bins do you have at home? Colour the bins to match the ones you have seen.



7. Listen to the story of one of these children who helped:

- a. Samuel
- b. Namaan's servant girl
- c. Jesus

I listened to the story of.....



..... read me the story

Spotter Award



1. Spot, identify, and collect a picture of the following:

a. four different animals



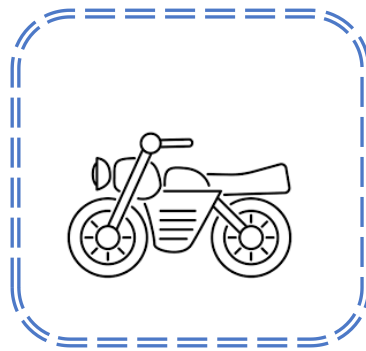
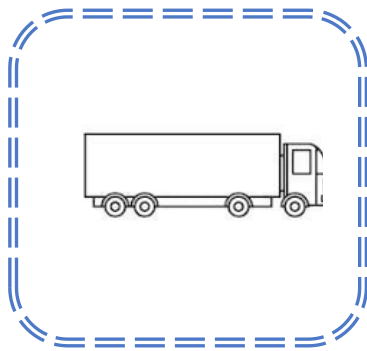
E__eph__nt

D_____g

Ca_____

G__raff__

b. four different types of motor vehicles



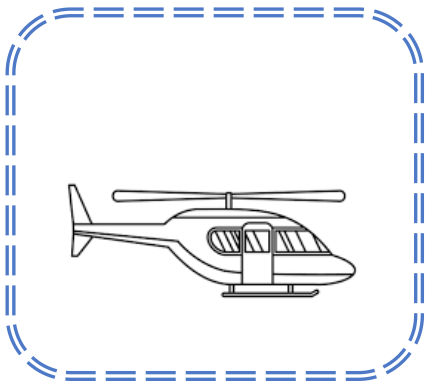
C_____r

Bu_____


T_____uc_____

M__tor__ycle

c. two different types of airplanes




He___icop___er




Ae___op___ane

d. four different nature items




F___ow___r



R___ck___



L___af




Ac___r___

e. four different birds



O___l



C___ic___en




F___am___ngo



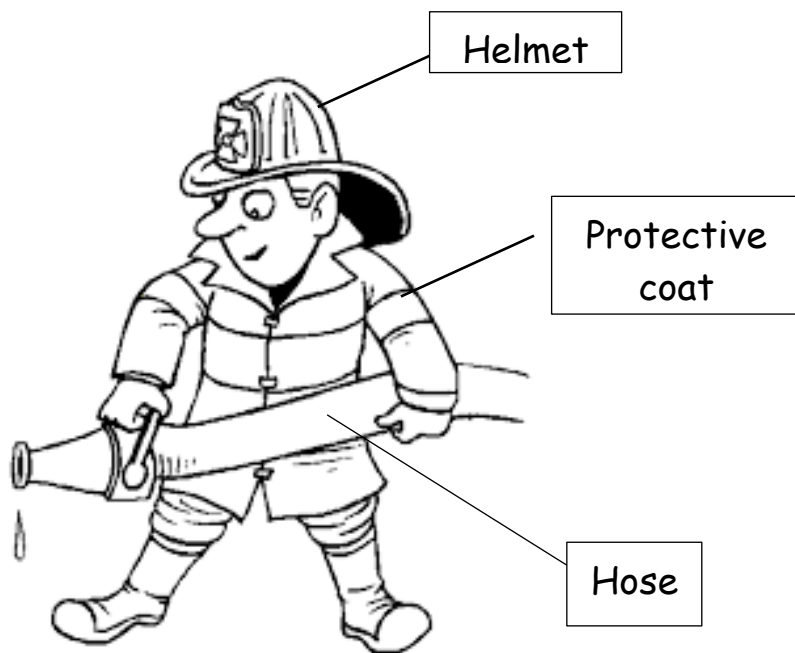
P___rr___t

2. Observe three of the following people in uniform:

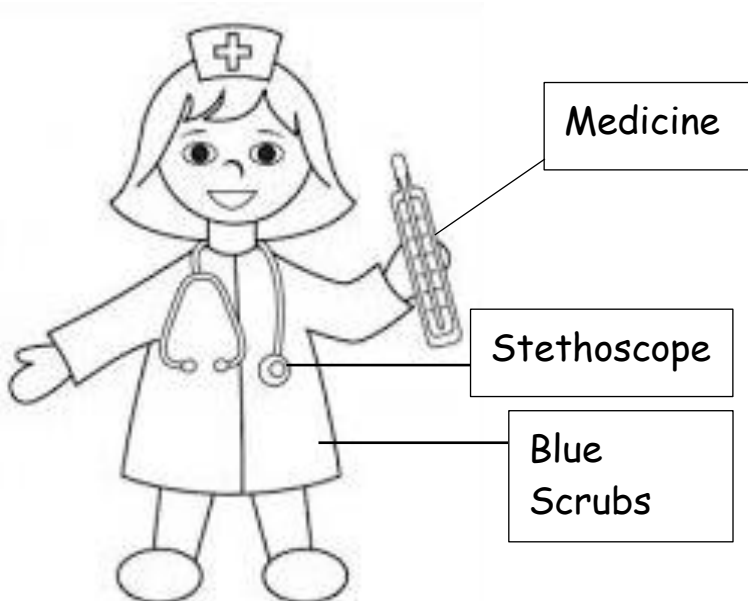
a. policeman




b. fireman



c. nurse



d. postman

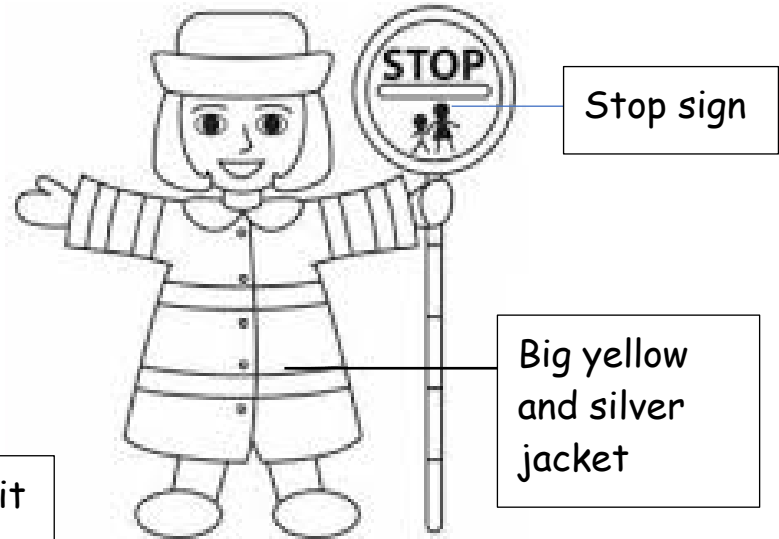


e. ambulance worker



Special Kit

f. traffic warden



Stop sign

Big yellow and silver jacket

3. Find, read, and explain what the text Matthew 28:20 is telling us.

Mathew 28:20 teaches me to

.....

everything and that the Lord is always

.....

4. Observe your church. Is there anything you can do to keep it clean? Write or draw what you can do to help.



Put all my

.....

in the bin

5. Look at your room and draw a picture of it for your scrapbook.



Clean your room and draw a second picture and colour it.



6. Remember 10 or 15 items after looking at them for two minutes.

I REMEMBERED:

.....
.....
.....
.....
.....



Music Maker Award


1. Discuss guidelines for Christians to follow in choosing music.

When choosing music we should ask ourselves:


Would..... listen to this music?

Does this music *Glorify*..... in Heaven?


2. Name and identify six different musical instruments.



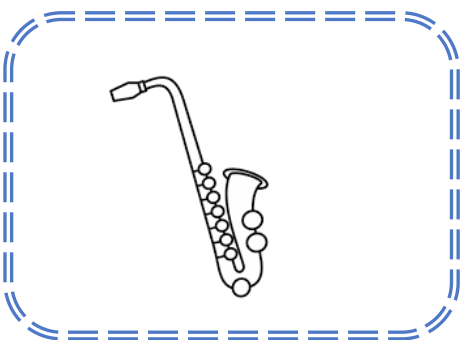
Gu__t__r



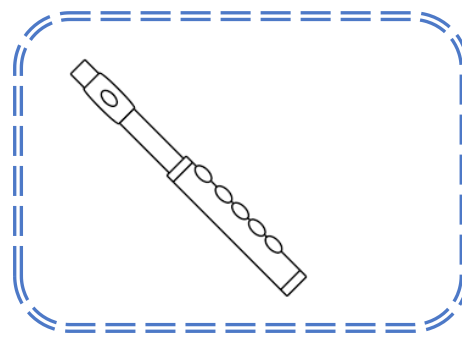
P__a__o



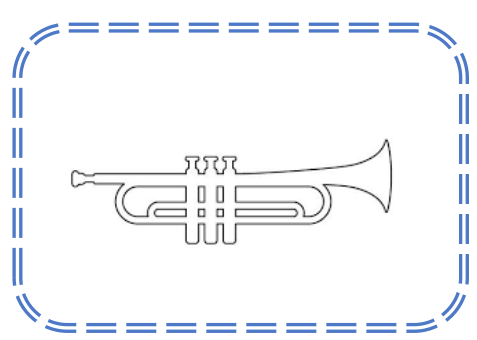
Vi__li__



__ax__phon__



Fl__t__



T__um__et

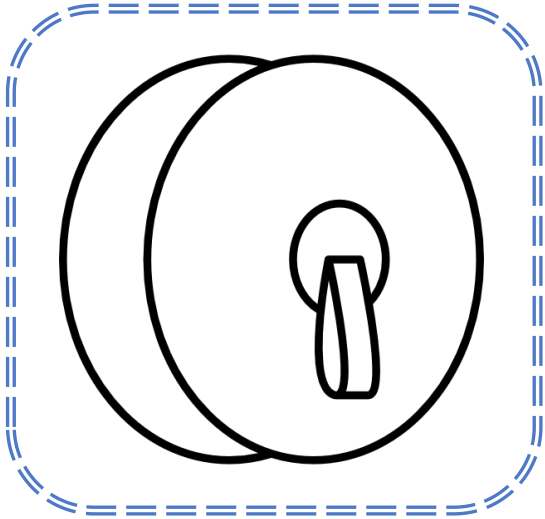
3. Make a poster or collage showing the above instruments.

- Colour in the white and draw the missing instruments



BY:

4. Name three musical instruments mentioned in the Bible.
- Match the pictures to the writing



Harp
Psalms 144:9



Cymbals
2 Samuel 6:5



Trumpet
2 Kings 11:14

5. Demonstrate how to play a musical instrument.

I demonstrated how to play a

.....

6. Learn two songs and play or sing them

I learnt two songs called:



.....



.....







Friends of Animals Award

1. Take care of a pet for four weeks.
 - a. Feed it and be certain it has fresh water
 - b. Brush your pet, give it a bath or clean its resting place
- OR
- Put out scraps or seeds for birds or animals in your neighbourhood or school.
- Fill in the box you decided to do!
 - If possible take a picture for your folder


I took care of a pet for
..... Weeks

I put out scraps/seeds for a
in my

- Colour a star at the end of each week you helped clean and write the date
- If possible take a picture for your folder

	DATE
	
	
	
	

a. Identify creatures that eat these scraps and draw and colour pictures of them



2. List creatures that live in your neighbourhood.

In my neighbourhood there are

.....

.....






.....

.....

.....

3. Match 10 animals with their houses.

-Draw lines to match the animal to their home and colour in the animals








FARM

OCEAN

JUNGLE


DESSERT

TREES




4. Make an animal mask.
 - Pick your favourite animal mask. Colour, cut out and enjoy!


LION MASK




BUNNY
MASK



Panda Bear Mask



MONKEY MASK



copyright 2010 www.funfonix.com

5. Play an animal game.

I played the

.....

game

6. Make a stuffed animal. Describe how this animal would be cared for if it were real.

OR

Visit one of the following: (if possible add pics for your folder)

- a. zoo
- b. kennel
- c. museum
- d. farmyard
- e. aviary
- f. pet shop

I made a stuffed

.....

I visited the

.....

7. On what day of creation did God create the animal you cared for

God created the animal I cared for on the

.....

day



Safety Specialist Award

1. Watch a video or movie on Home Safety and discuss what you learned.

One thing I learnt was

.....

.....

2. With your parents, develop a home fire-safety plan. Describe where the household fire extinguisher(s) is/are kept and how to use it/them.

The fire extinguisher in my house is kept in the

.....

And my

.....

Taught me how to use it

- Draw a map of your home below and mark the exits in each room

I made sure my house has smoke.....

And they are all

The meeting place outside is

.....

I talked to my..... about
my emergency fire plan

3. Practice a fire drill at:

- a. Home
- b. School
- c. Church (if possible)

I practised a fire drill at

.....

.....

4. As appropriate for your area, practice the following drills:

- a. Tornado
- b. Earthquake
- c. Flood
- d. Volcano
- e. Lightning and thunder

In my area we are most likely to experience a

.....

And I practised the drill for it.

5. Participate in a safety game.

I played a safety game called

.....

6. Be a "Safety Detective" for one week.


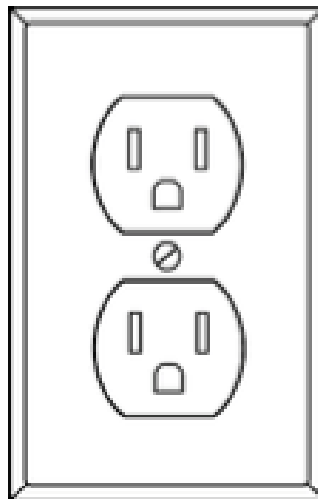



- Fill in the table by writing each day of the week and what you did as a safety detective each day.

DAY	WHAT DID YOU DO

7. Make a safety poster showing dangerous situations and tell or show what you can do about them.

- Colour in the pictures and fill in the blanks

I SHOULD NOT TOUCH:



How to make a Home Fire Escape Plan



The National Fire Protection Association
Prevention Week (June 2012)

- Draw a map of your home. Show all doors and windows.
- Visit each room. Find two ways out.
- All windows and doors should open easily. You should be able to use them to get outside.
- Make sure your home has smoke alarms. Push the test button to make sure each alarm is working.
- Pick a meeting place outside. It should be in front of your home. Everyone will meet at the meeting place.
- Make sure your house or building number can be seen from the street.
- Talk about your plan with everyone in your home.
- Learn the emergency phone number for your fire department.
- Practice your home fire drill!
- Make your own home fire escape plan using the grid provided on page 2.





Health Specialist Award

1. Memorize I Corinthians 6:19,20.

I memorized

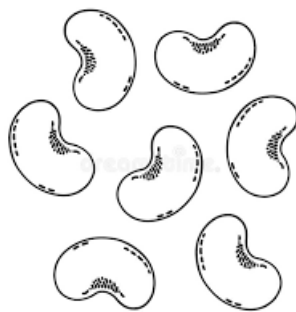
.....

Do you not know that your bodies are temples of the Holy Spirit, who is in you, whom you have received from God? You are not your own

2. Describe a proper diet, and list the basic food groups.




Oils
&
S_____re_____ds



Pr_____t_____in



D____ir_____



C _ rb _ h _ dra _ es

Fr _ i _
V _ ge _ a _ bles

3. Explain why your body needs exercise.



Exercise makes me



Exercise makes me

4. Record the hours you sleep, and tell why you need rest.

I go to bed at

.....


And wake up at

.....

That means I get

.....

Hours of sleep



Sleep helps me to











When I sleep my body

5. Explain why you need fresh air and sunlight.

A large, empty rectangular box with a dashed blue border, intended for a student to write their answer to question 5.

6. Explain why water is important for your body. List the number of glasses of water you should drink each day.

- Colour in how many glasses of water you should drink each day




7. Describe and illustrate good dental hygiene.
- Colour in the clean tooth



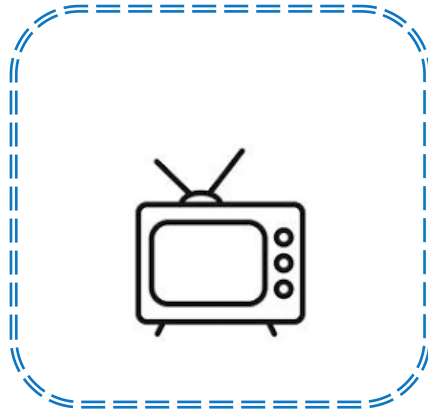
I have to brush my teeth
twice every day for two
minutes




8. Name three things that may harm your health.



Too many



Too much




Not enough

9. Participate in a recognized fitness test:
a. President's Challenge
b. An equivalent program

I participated in the

.....

Draw a family picture



Discover what the 5th commandment says about families

Honour your mother and father

Act out ways to honour you family



Listening Award

1. Memorise and explain two of the following listening Bible verses

James 1:19

Understand this, my dear brothers and sisters: You must all be quick to listen, slow to speak, and slow to get angry.

Jeremiah 29:11-12

11 For I know the plans I have for you," says the Lord. "They are plans for good and not for disaster, to give you a future and a hope. 12 In those days when you pray, I will listen.

Jeremiah 13:15

Listen and pay attention! Do not be arrogant, for the Lord has spoken.

Proverbs 1:8

My child, listen when your father corrects you. Don't neglect your mother's instruction.

Isaiah 59:1

Listen! The Lord's arm is not too weak to save you, nor is his ear too deaf to hear you call.

2. Tell one of the following listening Bible stories

I told the listening Bible story of

.....

3. Learn the principles of listening

I SHOULD BE:

Pa__ie__t

O__ed__en__

Ki__d

Re__p__ct__ul

Att__nt__ve

4. Make a craft that relates to listening

5. Play a listening game

The game I played was called

.....

I played this game with


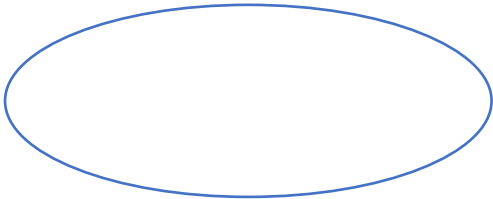
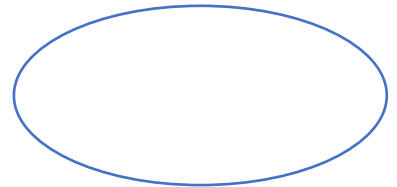
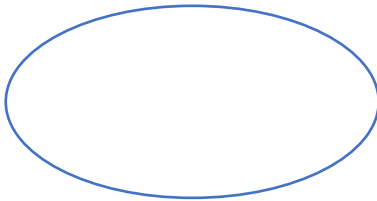
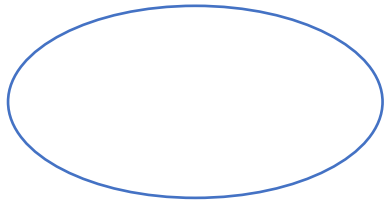
.....

BE SURE TO ATTACH A PICTURE OF YOUR CRAFT
HERE



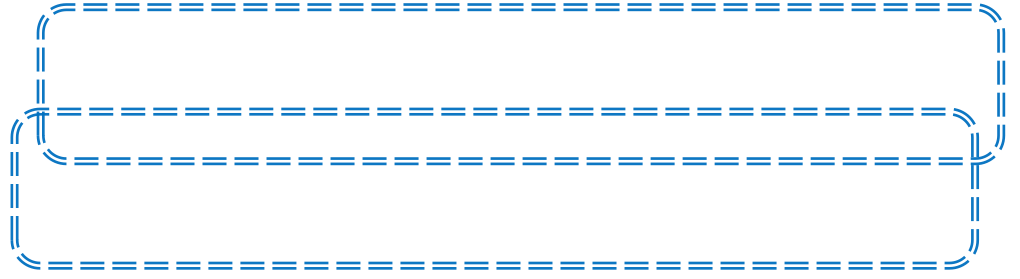
Flower Award

1. Know 5 flowers mentioned in the Bible.

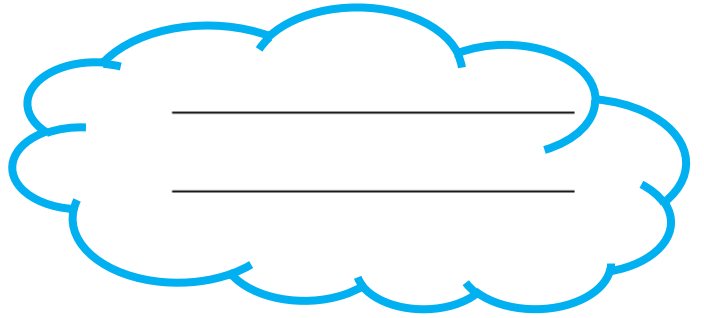


2. Identify 10 flowers





3. What attracts bees to flowers?



- What do bees get from flowers?

- How are flowers scattered?



4. *Make a bookmark using dried flowers. (A template is included. Stick the bookmark here once completed)*




5. **Take a bouquet of flowers to someone.** (Ask your parent to purchase a bouquet for someone; better yet pick wild-flowers and create a hand tied bouquet; or below are some flower templates which you can use to colour in and make your own creation)


Take a photo of your bouquet and stick it here.


I gave a bouquet of flowers to -----



Choose a bouquet template that you like, colour it in nicely and stick your bouquet onto a card and give to someone special.







Choose your book- mark template. Remember to make your creation using dried flowers.

