


**LITTLE LAMB  
STARS & REQUIREMENT  
BOOKLET**



# FLORIDA LITTLE LAMB STARS

ABC's

BIBLE FRIENDS  
BUGS

CARING FOR MYSELF  
CHORES

FARMS

I CAN BE A BIG KID

JUMP FOR JOY

KITCHEN FUN

LAMB  
LEAVES

NATIVE AMERICAN FRIENDS  
NEIGHBOR FRIENDS


PETS  
PRAYERS  
PUPPETS

SEEDS-ROOT OF FOOD  
STICKERS

TRAVEL  
TRAVEL SAFELY

ZOO

## ABC's



1. Learn to stack your blocks in neat ABC order.
2. Learn to say your ABC's.
3. Learn a song about the ABC's.
4. Learn to spell and print your first name.



## BIBLE FRIENDS

1.    A. Have someone read you an exciting Bible story.  
      B. Answer questions about the story to show that you understand.
2.    Dress as one of the characters of your choice.
3.    Draw and/or color picture of story.

## I CAN BE A BIG KID

1. Brush your teeth daily.
2. Wash your hands before each meal.
3. Keep your hair looking nice.
4. Clean yourself up after playing outside.
5. A. Know what clothes to wear to church.  
B. Know what clothes to play in.
6. Help an adult by clearing after a meal or an activity.

### HELPS:

4. Clean arms, face, etc.
6. Pushing in your chair, putting your plate and glass where they belong after eating, ect...



# BUGS



1. Name three (3) bugs.
2. What day were bugs created?
3. Draw & color a picture of your favorite bug.
4. Learn a song about bugs.
5. Play a bug game.

## HELPS:

1. Answers will vary. Remember this is any kind of insect, spider, worm, etc.
2. The sixth day of creation.
3. Let the child use his/her imagination - this is their bug.
4. "Itsy, Bitsy Spider", find other at web sites such as <http://www.preschooleducation.com/sbug.shtml>

**"Can You Move With Me?"** Original Author Unknown

Sung to: "Do Your Ears Hang Low?"

Can you wiggle like a worm?

Can you squiggle? Can you squirm?

Can you flutter? Can you fly like a gentle butterfly?

Can you crawl upon the ground

Like a beetle that is round?

Can you move with me?

Can you flip? Can you flop?

Can you give a little hop?

Can you slither like a snake?

Can you give a little shake?  
Can you dance like a bee  
Who is buzzing round a tree?  
Can you move with me?

5. "Pin the worm in the apple", Matching game with bug pictures, etc.



## CARING FOR MYSELF

Show how you care for yourself by:

1. Brushing your teeth at least three times daily.
2. Washing your hands when needed and before each meal.
3. Combing your hair.
4. Washing your face when needed and before meals.
5. Tying your shoes when you put them on and untying them before taking them off.
6. Dressing yourself.






## CHORES

1. Set the table properly for at least one week.
2. Make up the bed for another family member in your household for at least one week.
3. Help take out the garbage or trash for at least on week.
4. Make a simple salad for each member of the family.
5. Dust the furniture in the living room for at least one week.
6. Help daddy do a special chore for at least one week.
7. Plan a special prayer time for your family once a week for one month.

# FARMS



1. Name six things you would find on a farm.
2. Draw or color your farm.
3. Draw or color some animals you can find on the farm.
4. What kind of food might you find on a farm?
5. Visit a farm, if possible. Who made what you saw at the farm? Where is that found in the Bible?

## FINGER PLAY



1. Using building blocks or duplos make a building
2. Using edible finger paints (pudding) make a picture.  
To instant pudding, add small amounts of water and mix until the right consistency. Then paint (smear) away.
3. Make a plaster cast or outline drawing of your hand or paint your hand and make a print. Attach the following poem and give it as a gift.

Sometimes you get discouraged  
Because I am so small  
And always leave my fingerprints  
On furniture and walls  
But everyday I'm growing -  
I'll be grown some day  
And all those tiny handprints  
Will surely fade away  
So here's a little handprint  
Just so you can recall  
Exactly how my fingers looked  
When I was very small  
(*put date & child's name here*)

4. Help make some cookies, bread or pizza that you can mix by hand. Share them with family or friends
5. Using sand at the beach, lake, in a sand box or sand table, dig for "treasures" that someone has hidden for you.

6. Learn a poem that has a finger play with it.

Example: Here is the Church (finger locked, palms together)

Here is the steeple (raise index finger up to form steeple)

Open the doors (open thumbs out to represent doors)

And see all the people (turn hands, palms up so fingers stick up, wiggle them to represent people)

7. Learn Ecclesiastes 9:10 (first part) - it teaches us to do our best for Jesus.

"Whatever your hand finds to do, do it with all your might"

8. Sing the song "Oh Be Careful Little Hands What You Do"

*Oh, be careful little hands, what you do,*

*Oh, be careful little hands, what you do*

*For the Father up above is looking down in love*

*Oh, be careful little hands, what you do.*

## JUMP FOR JOY



1. Learn how to safely jump rope.
2. Be able to safely do three forward somersaults.
3. Do three jumping jacks.
4. Without bending your knees, touch your toes three times.
5. Be able to bounce a ball and recover it in your hands four times.
6. Play a game of catch with a friend you know.
7. Sing and play an action song.



## KITCHEN FUN

1. Make a simple salad.
2. Make a simple sandwich.
3. Make a no bake cookie.
4. Pack a lunch for yourself or a member of your family, with the supervision of an adult.
5. Help an adult wash and/or dry dishes for at least one week.
6. Help an adult by cleaning off the table after a meal for at least one week.



## LAMB

1. Tell two or three characteristics of the lamb.
  - A. Even toed hoofed animals  
Fairly narrow muzzle  
Pointed ears  
Short tail
2. What does a lamb eat?
  - A. Grass, mosses, lichens, woody plants and herbs
3. Tell three or four things we can do with the wool of lambs.
  - A. Clothes, decorations, thread
4. Who is represented by the Lamb in John 1:29.
  - A. Jesus
5. Memorize John 1:36.
6. Draw, color or get from the Internet a picture of a lamb.
7. What animal was sacrificed on the altar representing Christ?



## LEAVES

1. Collect five different leaves from trees and plants. Put them in a scrapbook.
2. Make a cover for the scrapbook. (Ask someone you know for help)
3. Put together a craft involving leaves.





## NATIVE AMERICAN FRIENDS (Indians)

1. What is another word for Native American? (Indian)
2. Why is this word not used anymore? (Indian does not take into account the true American flavor and historical context.)
3. Are you a Native American?
4. Do you have any relatives and friends that are Native American?
5. Put together a Native American craft.
6. Why did Native Americans live in tepees in the 1800's?
7. What do they call land that Native Americans live on today?  
(Reservations)



## NEIGHBOR FRIENDS

1. Name five different friends in your community that can help you.
2. Draw or color two of them.
3. How do each of them help you or your family?
4. Tell a story from the Bible about someone who helped another person. Where is this found in the Bible?

## PETS



1. What types of animals make good pets?
2. A. What is a pet or animal that you have or would like to have?  
B. Why do you like this type of pet?  
C. What do they eat?  
D. Imitate any noises or movements of this pet.
3. A. Have someone help you find a picture or take a picture of this animal.  
B. Draw and/or color a picture of your pet.
4. On what day of creation was your pet created?
5. Have an adult read or tell you a story about a pet.



## PRAYERS

1. Put together a book of people to pray for each day.
2. Say two prayers by memory.
3. Say grace for meals for one week.
4. Pray to Jesus each night and each morning.
5. Have someone read you a Bible story on prayer.
6. Memorize and repeat The Lord's Prayer.

# PUPPETS



1. What is a puppet?
  - A. A puppet is a figure or doll made to look like a person or an animal
  
2. Who uses puppets?
  - A. People, including little boys and girls
  
3. How are puppets used?
  - A. They are put over fingers, hands or are on strings or rods
  
4. Why do we use puppets?
  - A. To make people laugh, to teach lessons, including Bible lessons to boys and girls, grown-ups too.
  
5. With the help of a grown-up make a stick puppet, cutting the design from a Styrofoam tray - see example (also found [www.enchantedlearning.com](http://www.enchantedlearning.com))
  
6. Use the puppet you made to tell a Bible story you know or to sing a song. Do this at an Adventurer Meeting or a meeting of your choice.
  
7. Color the puppet.

Submitted by: Myrlin Brooks 2007



## TRAVEL SAFETY

1. Learn to ALWAYS use a seat belt in a car or vehicle.
2. Know what the following traffic signs mean. Practice obeying them.
  1. Stop sign- stop
  2. Red light- stop
  3. Green light- go
  4. Walk signal- ok to walk across street
    - A. Flashing Walk signal- do not start- finish crossing street
    - B. Red walk signal- do not enter crosswalk- do not cross street
    - C. Pedestrian Crosswalk- a place to cross the street.
3. When riding a tricycle or bicycle, what should you always wear?  
*Answer: A helmet*
4. Learn a memory verse that tells us God will keep us safe.  
*Example: Proverbs 29:25- "Whoever trusts in the Lord shall be safe."*
5. Color a picture of a stop light or a stop sign or make a book with traffic signals.

Submitted by: Lisa & Brad Gary- 2006

## ROOT OF FOOD-SEEDS



1. What is a seed?
2. A. Save three seeds from something you have eaten.  
B. How did you clean these seeds?
3. A. Collect at least ten (10) seeds.  
B. Arrange these neatly in a box, small bottles, glue on a poster board, or etc.
4. Have someone help you find in the Bible a text about seeds. Be able to repeat part or all of the verse.
5. A. Sprout a seed and watch it grow.  
B. Tell about this seed to a friend, shut-in, or etc.
6. Use some seeds and make a picture, arrangement in a jar, or another craft.

### HELPS:

1. The part of a plant from which a new plant will grow.
2. A. Apple, orange, plum, tomato, etc.....  
B. Wash them in cold water, then spread them out on a paper towel, let them dry. (May take one or two days.)
3. Check these texts: Luke 8, Amos 9:13, Zech. 8:12, 1 Corn. 15:38, 1 Peter 1:23, Matt. 13:31.

## STICKERS



1. With the help of an adult, make a sticker scrapbook containing the stickers you have collected. Make sure there are no two alike. Must collect 15.
2. Make a picture with stickers and pencils or crayons.
3. Which are your favorite stickers?
4. Display your sticker scrapbook at a club meeting, Fun Day, or parent night.



# TRAVEL



1. Name five ways to travel.
2. Collect picture and make a scrapbook of ways to travel.
3. What is the oldest means of travel?
4. What means of travel do you like best? Color or draw a picture of it and put it in your scrapbook.
5. List all the means of travel you have taken. Find pictures or draw and put in your scrapbook.
6. What means of travel would you like to go on that you have not been about to do. Color, draw, or cut pictures from magazines. Put these pictures in your scrapbook.

# ZOO



1. Take a trip to the zoo, if possible, or watch a video or movie about a zoo.
2. What animals did you see?
3. What kind of food did most of them eat?
4. Did you see any birds? If so, what were they? Name them.
5. Draw or color two things you saw at the zoo.
6. Who made everything you saw at the zoo? Can you find the answer in the Bible? If so, where is it found?